



NOCIL LIMITED



ARVIND MAFATLAL GROUP
The ethics of excellence



Scaling and Adapting **RESPONSIBLY.**

NOCIL LIMITED
INVESTOR PRESENTATION
Q4 & FY26

This presentation and the accompanying slides (the “Presentation”), which have been prepared by NOCIL Limited (the “Company”), have been prepared solely for information purposes and do not constitute any offer, recommendation or invitation to purchase or subscribe for any securities, and shall not form the basis or be relied on in connection with any contract or binding commitment whatsoever. No offering of securities of the Company will be made except by means of a statutory offering document containing detailed information about the Company.

This Presentation has been prepared by the Company based on information and data which the Company considers reliable, but the Company makes no representation or warranty, express or implied, whatsoever, and no reliance shall be placed on, the truth, accuracy, completeness, fairness and reasonableness of the contents of this Presentation. This Presentation may not be all inclusive and may not contain all of the information that you may consider material. Any liability in respect of the contents of, or any omission from, this Presentation is expressly excluded.


Certain matters discussed in this Presentation may contain statements regarding the Company’s market opportunity and business prospects that are individually and collectively forward-looking statements. Such forward-looking statements are not guarantees of future performance and are subject to known and unknown risks, uncertainties and assumptions that are difficult to predict. These risks and uncertainties include, but are not limited to, the performance of the Indian economy and of the economies of various international markets, the performance of the industry in India and world-wide, competition, the company’s ability to successfully implement its strategy, the Company’s future levels of growth and expansion, technological implementation, changes and advancements, changes in revenue, income or cash flows, the Company’s market preferences and its exposure to market risks, as well as other risks. The Company’s actual results, levels of activity, performance or achievements could differ materially and adversely from results expressed in or implied by this Presentation. The Company assumes no obligation to update any forward-looking information contained in this Presentation. Any forward-looking statements and projections made by third parties included in this Presentation are not adopted by the Company and the Company is not responsible for such third-party statements and projections.



Scaling and Adapting Responsibly

- ✓ Growth guided by purpose and grounded in responsibility
- ✓ Commitment to Green Chemistry and Responsible Care at the core of sustainability agenda
- ✓ Dahej brownfield expansion reflects:
 - Strong demand visibility
 - Focus on energy efficiency and environmental stewardship
- ✓ Driven by core values – Agility, Intrapreneurship, Respect and Resilience (AIRR)
- ✓ Fostering a culture of ownership and responsiveness
- ✓ Guided by 8 strategic levers to align growth with focused outcomes
- ✓ Navigating global challenges while ensuring sustainable and responsible growth

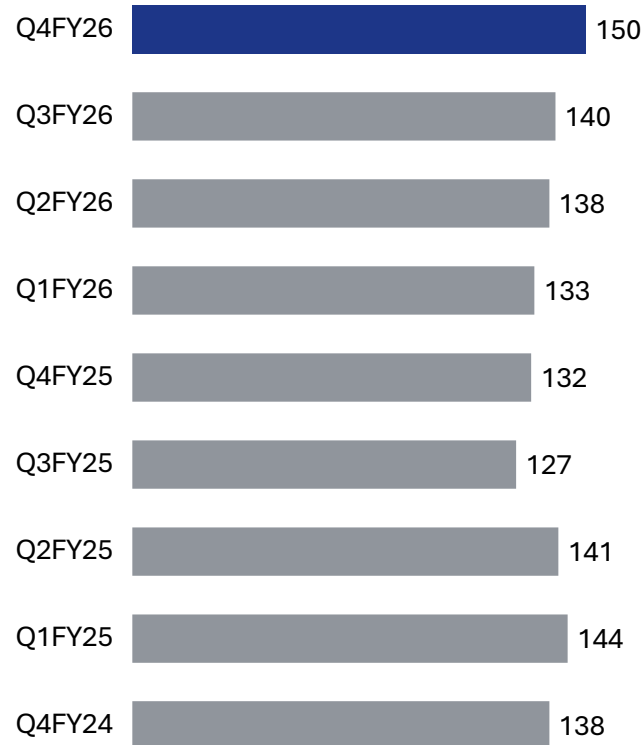
NOCIL's growth is purpose driven and rooted in responsibility, with Green Chemistry and Responsible Care at the core of its sustainable innovation and operations.



Financial Highlights



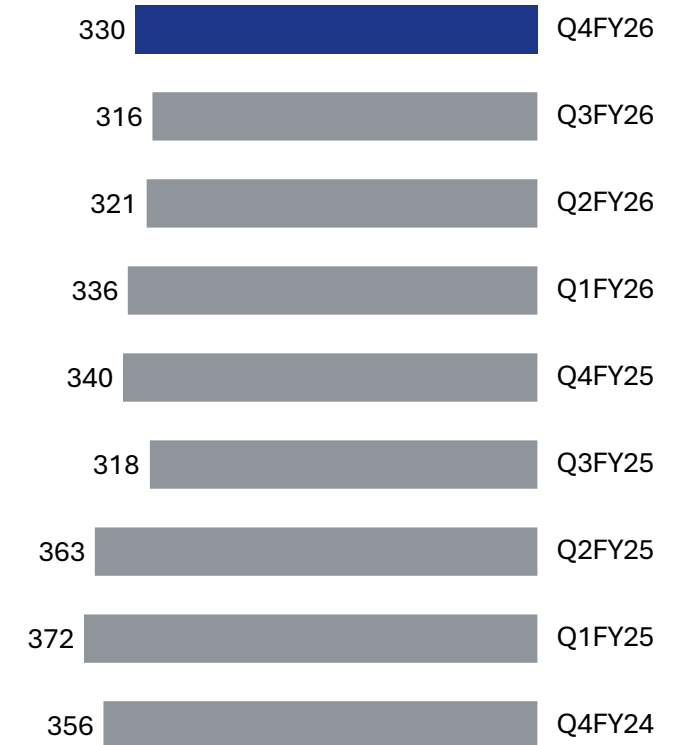
Volume*



Financial Performance Highlights

- ✓ Volume continues to show an upward trajectory
 - Y-o-Y basis:
 - We delivered a strong 12% volume growth in H2FY26, which offset the 5% de-growth in H1FY26, resulting in an overall 3% volume growth for FY26 compared to FY25
 - We expect this positive momentum to sustain in the coming quarters
 - Q-o-Q basis:
 - Domestic volumes witnessed single-digit growth on the back of improved demand due to GST 2.0
 - Volumes in international markets also recorded single-digit growth, driven by the successful conversion of ongoing engagements into tangible business outcomes
- ✓ Dumping pressure continues in the domestic market leading to pricing pressure
- ✓ Judicious mix of price and volume play continues on the back of ongoing challenging market conditions

Revenue (in Rs. Crs)



*Base to 100; considering Q1FY20 base period

Consolidated Profit & Loss Statement

Rs. In Crores	Q4FY26	Q3FY26	Q-o-Q	FY26	FY25	Y-o-Y
Net Revenue from Operations	330	316	5%	1,303	1,393	(6%)
Raw Material	166	159		699	800	
Changes in inventory	35	25		67	-3	
Value Addition*	130	132	(1%)	537	595	(10%)
Employee Expenses	23	23		94	95	
Other Operating Expenses	86	82		342	363	
Operating EBITDA	21	27	(22%)	101	137	(27%)
Operating EBITDA Margin	6.4%	8.5%		7.7%	9.9%	
Depreciation	14	14		55	54	
Finance Cost	0^	0^		1	2	
Other Income	14	6		37	32	
Profit Before Exceptional Item and Tax	21	19	11%	81	114	(29%)
Exceptional Item [#]	0	5		5	0	
Profit Before Tax	21	13	56%	76	114	(33%)
Tax	4	4		20	11	
Net Profit	17	9	84%	56	103	(46%)

* Revenue (-) cost of raw materials consumed (-) cost of traded goods (-) change in inventories

^ less than 1 crore

Impact of New Labour Codes

Consolidated Balance Sheet Statement


Assets (Rs. In Crores)	Mar-26	Mar-25
Non-current assets	1,241	1,123
Property, Plant and Equipment	612	629
Right of Use Assets	215	222
Capital work-in-progress	221	60
Intangible Assets	4	4
Financial Assets		
(i) Other Investments	108	123
(ii) Other financial assets	12	10
Non-current tax assets	28	24
Other non-current assets	41	52
Current assets	870	934
Inventories	158	281
Financial Assets		
(i) Investments	307	243
(ii) Trade receivables	290	310
(iii) Cash and cash equivalents	32	30
(iv) Bank balances other (iii)	3	4
(v) Other Financial Assets	12	9
Other Current Assets	69	56
TOTAL	2,111	2,057

Equity and Liabilities (Rs. In Crores)	Mar-26	Mar-25
EQUITY	1,773	1,762
Equity Share Capital	167	167
Other Equity	1,606	1,595
Non-Current Liabilities	135	134
Financial Liabilities		
Lease Liability	4	7
Provisions	22	17
Deferred Tax Liabilities (Net)	109	110
Current liabilities	202	160
Financial Liabilities		
(i) Trade Payables	152	118
(ii) Financial Lease Liability	4	3
(iii) Other Financial Liabilities	35	31
Provisions	5	3
Other Current Liabilities	6	5
TOTAL	2,111	2,057

Consolidated Cash Flow Statement

Particulars (Rs. In Crores)	Mar-26	Mar-25
Cash flow from operating activities		
Profit before tax	76	114
Adjustments for noncash items / non-operating items	17	26
Operating profit before working capital changes	93	140
Working capital reductions/(increases)	183	(80)
Cash flows generated from operating activities	276	60
(Income taxes paid) / Refund (net)	(24)	(34)
Net Cash flows generated from operating activities (A)	252	26
Net Cash flows generated from investing activities (B)	(212)	(37)
Net Cash flows generated from financing activities (C)	(38)	(50)
Net Cash (Decrease) / Increase	2	(62)

Achieved significant reduction in working capital by streamlining inventory holding levels



Business Overview



Company Overview



- ✓ Part of **Arvind Mafatlal Group**
- ✓ **Largest** Rubber Chemicals Manufacturer in India
- ✓ Expertise in Rubber Chemical Business **over 4 decades**
- ✓ **Global recognition** for technical capabilities
- ✓ Long Term Relationships with Customers **over 40 Countries**
- ✓ **Long Term Business Relationships** with Tire Majors (Both Domestic & International)

- ✓ **Products & Product Forms**
 - ✓ Wide Range of Rubber Chemical Products
 - ✓ Varied Product Forms
- ✓ **Sales, Marketing & Technical Services (MTS)**
 - ✓ Proactive Market Approach
 - ✓ Strong MTS Team to offer Technical Services
- ✓ **R&D and Quality Assurance**
 - ✓ Experienced, capable & innovative team of R&D scientists
 - ✓ Ultra Modern Laboratories & Pilot Plant Facilities
 - ✓ Latest Analytical Instruments

Our Purpose - Innovating Chemistry; Driving Progress



Our Vision

We bring together **chemistry, technology, proven expertise** and **trusted partnerships** to offer **sustainable rubber chemicals** and **beyond**.

By putting this into action, we strive to be a **global leader** and the **best choice** for our **customers, employees** and **stakeholders**; while continuing to uphold the **highest standards of social responsibility**.

Our Values

Pillars

A

Agility

I

Intrapreneurship

R

Respect

R

Resilience

Focus

Swiftly responding to internal and external changes, challenges or emerging opportunities.

Displaying entrepreneurial mindset and taking ownership for outcomes. Developing and implementing innovative ideas, driving change and creating long term value.

Taking care to make everyone feel valued, heard, and appreciated for their unique perspectives, contributions and identities.

Courageously adapting and thriving during challenges, while bouncing back stronger from setbacks.

Management Team

Mr. Hrishikesh. A. Mafatlal Promoter & Chairman

- ✓ Executive Chairman and Promoter Director of NOCIL Ltd
- ✓ B.Com. (Hons.) & has attended the Advanced Management Programme at the Harvard Business School, USA

Mr. Anand V.S. Managing Director

- ✓ BE in Chemical Engineering from Bangalore University and PGDM in Marketing from MDI Gurgaon
- ✓ Over 28 years of experience in the chemical industry

Mr. P. Srinivasan President Finance & Chief Financial Officer

- ✓ Chartered Accountant with over 36 years of experience
- ✓ Associated with the Company for over 20 years

Mr. Prasanna Pandit President – Operations & Technical

- ✓ Over 34 years experience
- ✓ B. Tech Chemical Engineering from LIT, Nagpur & Post Graduation Diploma in Operations Management

Dr. Narendra Gangal Vice President (QA, Analytical & Outsourced Research)

- ✓ Ph.D. in Chemistry with over 30 years of experience
- ✓ Associated with the Company for nearly 15 years

Mr. Rajendra Desai Vice President (Operations & Admin) & Chief Risk Officer

- ✓ Chemical Engineer with Diploma in Management Studies
- ✓ Associated with the company for over 40 years

Mr. Milind Shevte Vice President (Marketing)

- ✓ B.E. Chemical Engineering
- ✓ Associated with the Company for over 20 years

Mr. Ashwinkumar Bhende Vice President (Process Engineering, Technology & Projects)

- ✓ Chemical Technologist with Diploma in Management Studies with 30 years of experience
- ✓ Associated with company for over 20 years

Mr. Amit Vyas Assistant Vice President (Legal & Secretarial and Company Secretary)

- ✓ Company Secretary & Legal head with over 26 years of experience
- ✓ Associated with the Company for over 6 years

Ms. Kashmeera Prabhu (Head HR)

- ✓ MBA (HR)
- ✓ Over 20 years of experience

Mr. Vikas Padalkar (Head R&D)

- ✓ Ph.D in Chemistry - ICT Mumbai; Post Doctorate – Osaka & Kyoto Uni. – JAPAN
- ✓ Associated with the company for nearly 9 Years

Vibha Thakkar AVP - Finance & Accounts

- ✓ Chartered Account & ISB Executive Alumni
- ✓ Over 17 years of experience

Glimpse of our Plants

Dahej, Gujarat: Cutting-Edge Manufacturing

- ✓ State-of-the-art facility operational since 2013. Its strategic proximity to petrochemical industry and ports like Dahej and Hazira enhances its operational efficiency
- ✓ Employs fully automated processes and in-house technology to ensure optimal operations and product quality
- ✓ The Company has done various debottlenecking projects. To pursue its long-term objective in the RC space, recently announced capex program of Rs. 250 Crores demonstrating its commitment towards a sustainable growth.

Dahej facility CAPEX remains within the ₹250 crore budget. Plant has moved into the trial production phase; customer validation and sampling are underway

Started trial production



Navi Mumbai, Maharashtra: Engineering Precision

- ✓ Established in 1976, strategically located in the Trans-Thane Creek Industrial Area
- ✓ Well-equipped to manufacture a comprehensive range of rubber chemicals, boasting advanced technology and automated control systems for efficient and precise production processes

NOCIL possesses advanced manufacturing facilities equipped with cutting-edge technologies to produce high-quality rubber chemicals that meet international standards



Diverse Product Range

With strong focus on innovation and sustainability, NOCIL aims to double its market share by leveraging its existing product portfolio and tapping into growth opportunities in Asia, Europe, and the US

20+
Product Varieties of Rubber
Chemicals



Accelerators

- ✓ Increase the speed of vulcanization
- ✓ Permit vulcanization to proceed at lower temperatures & with greater efficiency



Anti-Oxidants / Anti-Degradants

- ✓ Anti-oxidants, vital in rubber compounds, deter ageing and prevent degradation of rubber products from oxygen attack, thereby extending their service life



Other applications

- ✓ Pre vulcanization inhibition, Post vulcanization stabilization, Latex based applications, etc.
- ✓ Improving overall quality & longevity in rubber-based products

R&D and Total Quality Management

Research & Technology Development

- ✓ NOCIL's Research Centre in Navi Mumbai recognized by Ministry of Science and Technology, Govt. of India. Key Areas Focused upon:
 - ✓ Process Development, scale up, commercial implementation
 - ✓ Environmental strategies for sustainable growth
 - ✓ Research initiatives tailored to customers' perceived needs



Revamped R&D Lab



Quality Assurance

- ✓ Quality Management System emphasizes on Quality of Raw materials, Finished Products as well as in Process Sample Analysis
- ✓ The Quality Control Laboratory operates round the clock and is equipped with the latest Analytical Instruments & Equipment's

Certifications

- ✓ ISO 50001:2018 for energy management systems
- ✓ ISO 9001:2015 for quality management Systems
- ✓ ISO 14001:2015 for environmental management systems
- ✓ ISO 45001:2018 for occupational health and safety management systems
- ✓ ISO/IEC 17025:2017 accreditation for Quality Assurance and Marketing Technical Services laboratories
- ✓ 'Responsible Care' Certification from the Indian Chemical Council
- ✓ IATF 16949:2016 for automotive quality management systems



Strong Foundation Through Our Geographical Presence



NOCIL has effectively positioned itself as key global player in the rubber chemical industry. Its leadership position is fueled by its commitment to high-quality products; comprehensive service offerings and a strong export strategy aimed at reducing reliance on the Chinese market to ensure long-term supply stability. China +1 strategy has additionally pushed NOCIL's strategy to expand in the exports market

Awards & Accreditations

Recertified for **Responsible Care Logo** by Indian Chemical Council



Silver Medal Overall Score 74, 89th Percentile Valid till Jan-2027

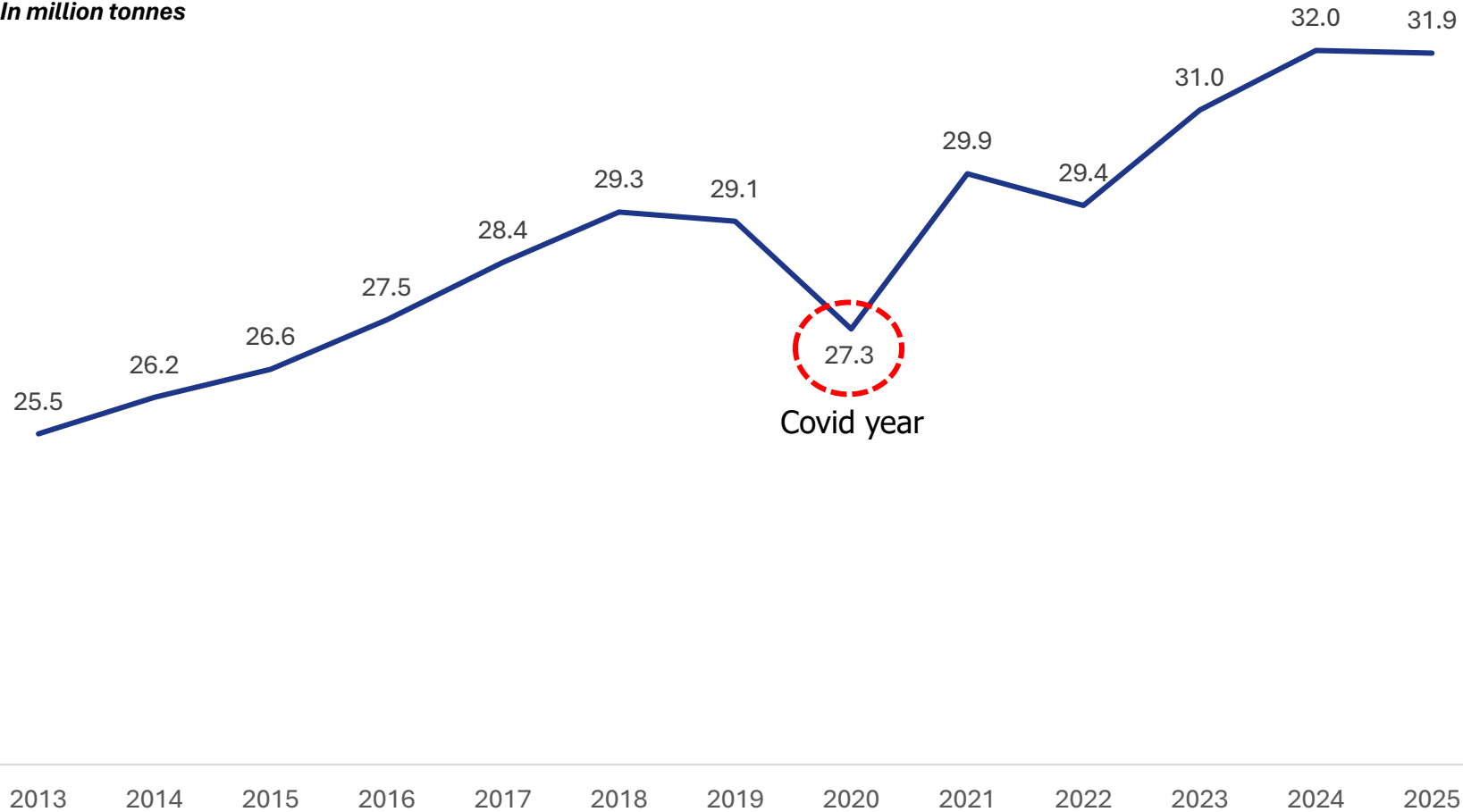


ICC Certificate of Merit for Best Compliant company for the Product Safety & Stewardship Code under Responsible Care for the year 2023

Rubber Consumption

Global Rubber Consumption (Natural + Synthetic)

In million tonnes



- Rubber Chemicals constitute **~3.5% of the Rubber Consumption**
- Global Rubber consumption for CY25 shows a de-growth of 0.1% compared to CY24
- China accounts for ~40%
- India - the 2nd largest market and has overtaken USA

Why NOCIL is a “Supplier of Choice”

Dependable Player

Dependable & quality player with self-sufficiency in key intermediates

Wide Range of Products

Present across the entire range of Rubber Chemicals with a product basket of 20+

Environment Friendly Processes

Continuous investments are made to adopt various innovative environmental technologies for long-term sustainability

Pipeline of New Generation Rubber Chemicals

Development of niche products using innovative technologies & Green Chemistry concepts

Product Testing & Validation

Approved and registered vendor with major domestic & international tire players offering technical support to customers for rubber applications

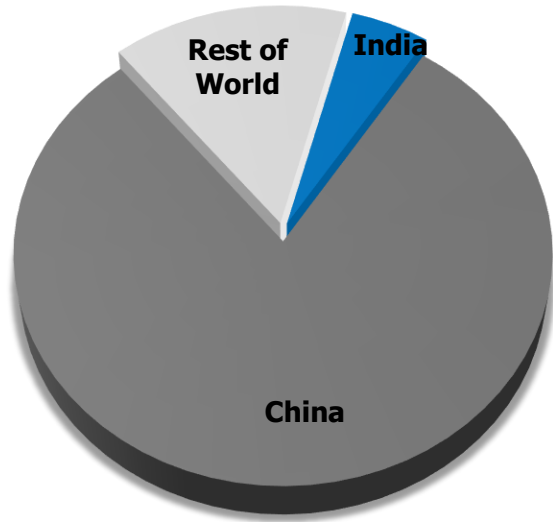
Entry Barrier

Customers take from 6-18 months to approve on a plant-specific basis, and the same is carried out for various locations globally

Critical factors pivotal towards NOCIL emerging as a prominent player in the rubber chemical industry are:

- ✓ Comprehensive Solutions and Technical Support for Rubber Applications
- ✓ Global Recognition for Technical Capabilities
- ✓ Pioneering **Green Chemistry** and Sustainable Growth
- ✓ Commitment to **Responsible Care**
- ✓ Environmental Sustainability

CHINA + 1 STRATEGY



NOCIL is Dependable, Non- Chinese Player enjoying a favorable positioning


Currently, China is a dominant player in the Rubber Chemical Industry contributing over 80%

NOCIL is expected to benefit in view of available capacities

Tire majors across world looking for alternative sourcing other than China

Global sourcing strategy expected to undergo a change to include China +1

India will play an important role as a supplier



Environmental,
Social & Governance

Tree Plantation



Blood Donation



'3R' approach that focuses on pollution prevention & waste management, promoting a sustainable environment



Increasing the use of renewable energy and fuels




Investing in R&D for Environmentally Sustainable Products



Reducing water consumption by increasing the use of recycled water



Embrace and Integrate cutting-edge technologies, including 'Green Chemistry'



Implementing '5S Workplace Organization Method' to enhance productivity, safety, & waste reduction

Social Engagement



House of Freedom:

- ✓ In partnership with the House of Freedom Foundation, NOCIL supports substance abuse awareness and prevention through counselling, education, and behavioural support for affected individuals and families.
- ✓ It also enabled the installation of a generator at the de-addiction centre to ensure uninterrupted delivery of critical services



Seva Sahayog Foundation:

- ✓ NOCIL, with Seva Sahayog Foundation, advances educational equity through the Samutkarsh Centre, offering academic and life-skills support to marginalized children.
- ✓ Its School Kit Programme aids school retention, while the Kishori Vikas Project empowers adolescent girls with sessions on health, sex education, and personal development



Healthcare:

- ✓ NOCIL remains committed to expanding access to quality healthcare for marginalized and underserved communities.
- ✓ The Company undertakes a range of preventive and curative health initiatives in rural and tribal regions, including general medical camps, health awareness campaigns, and the provision of essential medicines through its longstanding partnership with Chaitanya Health and Care Trust

Social Engagement



Supporting India's Olympic Dreams:

- ✓ NOCIL partners with Olympic Gold Quest (OGQ), founded by Geet Sethi and Prakash Padukone, to support India's sporting talent across Olympic and Paralympic disciplines.
- ✓ At the 2024 Paris Games, OGQ supported 4 of 6 Olympic and 25 of 29 Paralympic medallists. NOCIL is proud to contribute to India's global sporting success


Vayam (Gram Sabha Meetings & Suposhan):

- ✓ Through its support for the Padopadi Swarajya initiative by Vayam, NOCIL is contributing to strengthening grassroots democracy and empowering tribal communities.
- ✓ The programme aims to promote self-governance in remote tribal villages by raising awareness about constitutional rights, government welfare schemes, and democratic processes



Gujarat Rajya Gram Vikas Samiti:

- ✓ As a collaborative CSR initiative spearheaded by NOCIL Ltd., Ahmedabad Municipal Corporation, and Gujarat Rajya Gram Vikas Samiti, the urban forest project is set to revitalise designated urban spaces in Ahmedabad.
- ✓ By planting 1,800 trees using the Miyawaki dense forest method, this project will create thriving, sustainable green zones that will profoundly enhance biodiversity, and improve air quality



Historical Highlights



Consolidated Profit & Loss Statement

Rs. In Crores	FY26	FY25	FY24	FY23
Net Revenue from Operations	1,303	1,393	1,445	1,617
Raw Material	699	800	787	912
Changes in inventory	67	-3	28	-24
Value Addition *	537	595	630	729
Employee Expenses	94	95	92	87
Other Operating Expenses	342	363	342	389
Operating EBITDA	101	137	195	253
Operating EBITDA Margin	7.7%	9.9%	13.5%	15.6%
Depreciation	55	54	53	56
Interest	1	2	2	1
Other Income	37	32	39 [^]	6
Profit Before Exceptional Item and Tax	81	114	180	202
Exceptional Item**	5	0	0	0
Profit Before Tax	76	114	180	202
Tax	20	11 [#]	47	53
Net Profit	56	103	133	149

*Revenue (-) cost of raw materials consumed (-) cost of traded goods (-) change in inventories

**Impact of New Labour Codes

[^]FY24 Includes Rs. 18 cr. from profit on sale of fixed assets

[#]LTCG tax on assets sold after July 23, 2024, was reduced to 14.30%. Remeasured its deferred tax liabilities and recognized a credit of ₹14.89 crores

Consolidated Balance Sheet

Assets (Rs. In Crores)	Mar-26	Mar-25	Mar-24	Mar-23
Non-current assets	1,241	1,123	1,039	976
Property, Plant and Equipment	612	629	636	653
Right of Use Assets	215	222	230	231
Capital work-in-progress	221	60	16	9
Intangible Assets	4	4	4	3
Financial Assets				
(i) Other Investments	108	123	119	42
(ii) Other financial assets	12	10	10	10
Non-current tax assets	28	24	17	17
Other non-current assets	41	52	8	11
Current assets	870	934	976	881
Inventories	158	281	223	285
Financial Assets				
(i) Investments	307	243	281	176
(ii) Trade receivables	290	310	340	346
(iii) Cash and cash equivalents	32	30	92	24
(iv) Bank balances other (iii)	3	4	4	34
(v) Other Financial Assets	12	9	9	5
Other Current Assets	69	56	28	12
TOTAL	2,111	2,057	2,015	1,857

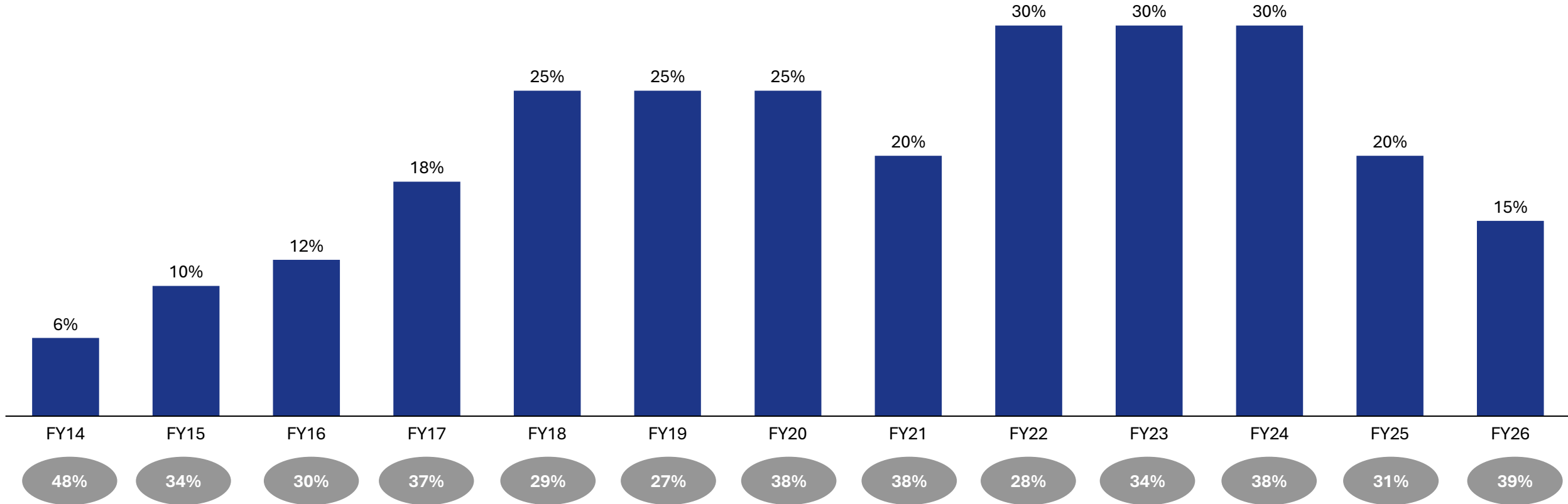
Equity and Liabilities (Rs. In Crores)	Mar-26	Mar-25	Mar-24	Mar-23
EQUITY	1,773	1,762	1,699	1,552
Equity Share Capital	167	167	167	167
Other Equity	1,606	1,595	1,532	1,385
Non-Current Liabilities	135	134	151	134
Financial Liabilities				
Lease Liability	4	7	11	7
Provisions	22	17	15	16
Deferred Tax Liabilities (Net)	109	110	125	111
Current liabilities	202	160	166	171
Financial Liabilities				
(i) Trade Payables	152	118	118	127
(ii) Financial Lease Liability	4	3	2	3
(iii) Other Financial Liabilities	35	31	28	26
Provisions	5	3	4	5
Other Current Liabilities	6	5	13	10
TOTAL	2,111	2,057	2,015	1,857

Consolidated Cashflow Statement

Particulars (Rs. In Crores)	FY26	FY25	FY24	FY23
Cash flow from operating activities				
Profit before tax	76	114	180	202
Adjustments for noncash items / non operating items	17	26	13	50
Operating profit before working capital changes	93	140	193	253
Working capital reductions/(increases)	183	(80)	48	80
Cash flows generated from operating activities	276	60	241	332
(Income taxes paid) / Refund (net)	(24)	(34)	(40)	(51)
Net Cash flows generated from operating activities (A)	252	26	201	282
Net Cash flows generated from investing activities (B)	(212)	(37)	(78)	(217)
Net Cash flows generated from financing activities (C)	(38)	(50)	(55)	(54)
Net Cash (Decrease) / Increase	2	(62)	68	11

Consistent Dividend Payout

Dividend as % of Face Value



● Pay out Ratio = (Dividend + DDT) / PAT



Thank You



NOCIL LIMITED

NOCIL Limited

CIN: L99999MH1961PLC012003

Mr. P. Srinivasan - CFO

finance@nocil.com

Ms. Vibha Thakkar

vibha.thakkar@nocil.com

www.nocil.com

SGA Strategic Growth Advisors

Strategic Growth Advisors Pvt Ltd.

CIN: U74140MH2010PTC204285

Mr. Jigar Kavaia / Mr. Umang Shah

Email id: Jigar.kavaia@sgapl.net / Umang.shah@sgapl.net

Tel No: +91 99206 02034 / +91 82918 32313

www.sgapl.net